




How to Pay Your 2022 Affiliate Dues

Use the following steps to pay your Affiliate dues online:

- 1) Log in to the CORE Association of REALTORS® website – begin by pressing Ctrl and clicking on the following link:
<https://core-realtors.com/>
- 2) Click  on the top right of the CORE homepage.
- 3) Enter login (NRDS number) and password (last name all lower case).
 - a) You can find your NRDS number by pressing Ctrl and clicking on the following link:
<https://login.connect.realtor/#!/forgotmember>. If you need additional help, please email CORE at info@core-realtors.com.
 - b) Your NRDS number is 9 digits long, you'll need to include the leading 0 if yours is only 8 digits.
- 4) On the far right of the Member Portal homepage in Account Balances click on 
- 5) Click the green 
- 6) Enter your payment information and verify that all your information is correct before submitting your payment.
- 7) Print or save a copy of the payment confirmation as your receipt.

Thank you for your continued membership!

If you need more help, email CORE at marybeth@core-realtors.com and we'll be happy to help.